










VANQUISH WETSUIT

SIZES (WOMENS) XS | S | ST | M | L

KEY FEATURES

- 01 | ULTIMATE FLEXIBILITY** and energy efficiency from Yamamoto #40 wrist to wrist one piece shoulder panel and moulded t-shirt neck design
- 02 | COOL SPOT FOREARM CATCH PANELS** for more powerful stroke and natural feeling swim
- 03 | PRO SPEED™ CUFFS** - specially formulated silicone coating for easy transition.
- 04 | MAXIMUM BUOYANCY** - In core and upper leg and Aerodome fabrics
- 05 | UPWARDS BREAKAWAY ZIPPER.**

KEY	TYPE	SIZE	COATING
	YAMAMOTO 40 CELL	1.5 MM	SCS NANO
	YAMAMOTO 40 CELL	2 MM	SCS NANO
	YAMAMOTO 39 CELL	2 MM	SCS
	YAMAMOTO 39	3 MM	SCS
	AERODOME 39 CELL	5 MM	
	YAMAMOTO 39 CELL	5 MM	SCS
	PRO- SPEED CUFFS	2 MM	
	UPWARDS BREAKAWAY ZIPPER		



* Fr = FRONT | Re = Reverse